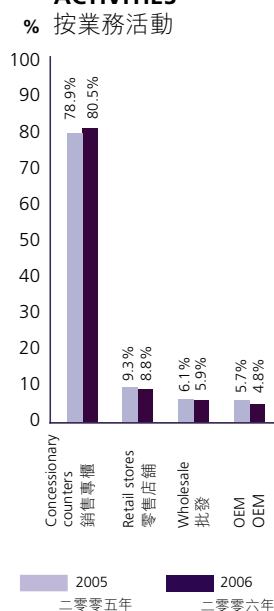


# Financial Highlights

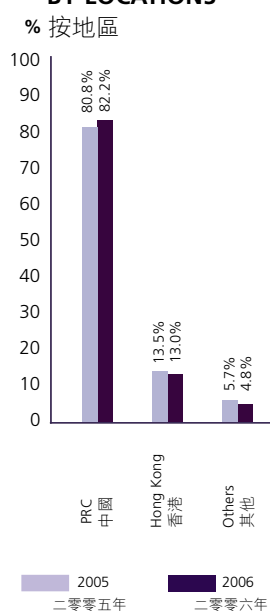
## 財務摘要

		<b>31/12/2006</b> 二零零六年 十二月 三十一日 <b>HK\$'000</b> 千港元	31/12/2005 二零零五年 十二月 三十一日 <b>HK\$'000</b> 千港元
Revenue	收益	<b>624,324</b>	550,014
Gross profit	毛利	<b>478,743</b>	413,035
Gross profit margin	毛利率	<b>76.7%</b>	75.1%
Profit before tax	除稅前溢利	<b>102,579</b>	56,394
Profit margin before tax	除稅前利潤率	<b>16.4%</b>	10.3%
Profit attributable to equity holders of the Company	本公司權益持有人應佔溢利	<b>81,105</b>	44,431
Profit margin attributable to equity holders of the Company	本公司權益持有人應佔利潤率	<b>13.0%</b>	8.1%
Earnings per share – basic (HK cents)	每股盈利 – 基本 (港仙)	<b>26.69</b>	14.81
Earnings per share – diluted (HK cents)	每股盈利 – 攤薄 (港仙)	<b>26.68</b>	N/A 不適用
Dividend per share (HK cents)	每股股息 (港仙)	<b>6.0</b>	N/A 不適用

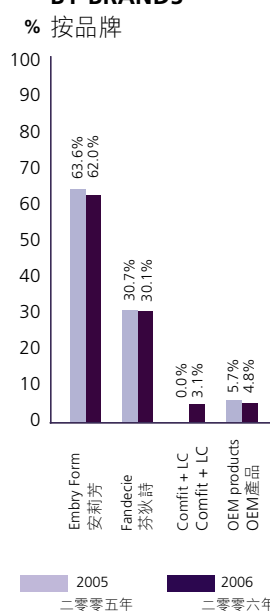
### BY BUSINESS ACTIVITIES



### BY LOCATIONS



### BY BRANDS



### BY PRODUCTS

